TEERA
LONDON

SAMPLE DESIGN & BUILD PROPOSAL



PROPOSED DESIGN VISUALISATION

Your Garden, *Reimagined.*

GARDEN DESIGN & BUILD PROPOSAL

PROJECT	Holland Park Garden
DOCUMENT	Sample Proposal
STUDIO	Teera London · teera.green

YOUR SPACE & YOUR VISION

Every Beautiful Garden *Starts Somewhere.*

This is the garden as it stands today: an enclosed town plot behind a brick terrace, with good bones and a great deal left unsaid. Before we draw anything, we look closely at what is already there and at what it could do better.

WHERE THE OPPORTUNITY LIES

01	Space	Use the whole plot, not only the path that crosses it.
02	Circulation	A clear, generous route from the house to the far boundary.
03	Planting	Layered borders with structure, texture and seasonal colour.
04	Outdoor living	Defined places to dine, sit and spend an evening outside.
05	Integration	Paving, planting and features designed as one composition.



BEFORE · EXISTING GARDEN

WHAT THE PHOTOGRAPH TELLS US

Established trees

Multi-stem trees on the left boundary already give the garden height and a canopy worth keeping.

A tired centre

Patchy lawn and weathered slabs fill the middle of the plot without giving it a purpose.

A plain boundary

A dark fence with scattered shrubs, and room in front of it for far richer planting.

Observations are drawn from the site photograph. Measurements, levels and ground conditions are confirmed during your consultation.

See What Your Garden *Could Become.*



BEFORE

The same garden, from the same viewpoint, reimagined as somewhere to spend time. Pale natural stone leads from broad steps to a circular dining terrace. Raised stone borders lift the planting towards the eye, and soft lighting keeps the garden in use long after dusk.



PROPOSED DESIGN VISUALISATION

The neighbouring terrace, the boundary line and the existing trees appear in both images. The proposed view is a visualisation of design intent, not a photograph of completed work.

Stone underfoot

Pale natural stone in generous formats, with slender gravel joints and broad, easy steps.

Planting in layers

Evergreen structure, soft grasses and seasonal flower, from ground cover up to canopy.

Room to live

A dining terrace, a water feature and an unhurried route between the two.



PROPOSED DESIGN VISUALISATION · DETAIL VIEW

DESIGN DETAILS

Considered in *Every Detail.*

A closer view of the proposal, where stone, planting and light meet.



1 Stone paving & steps

Broad, shallow treads in pale stone make the change of level feel unhurried.

2 Raised planting beds

Coursed walling in warm buff stone, finished with a natural-edge coping.

3 Layered planting

Hydrangea, fern, evergreen forms and grasses build depth from front to back.

4 Water feature

Three weathered-steel bowls bring movement and a gentle sound to the garden.

5 Garden lighting

Low step and wall lights, with uplighting to the trees, carry the garden into evening.

6 Dining terrace

A circular stone terrace held by a curved wall, with room for a table and parasol.

Details illustrate design intent. Final specification is confirmed after the site survey.

Materials That Bring *the Design to Life.*

A restrained palette, chosen to sit comfortably beside London brick and to look better with age.



01 NATURAL STONE PAVING

Pale limestone tones in large slabs, with fine gravel joints.

WHY IT SUITS

Lifts the light in an enclosed garden and gives one calm, continuous floor.



02 EDGING & RAISED BORDERS

Coursed buff walling stone beneath a natural-edge coping.

WHY IT SUITS

Brings warmth and texture against smooth paving, and frames the planting.



03 PLANTING PALETTE

Evergreen structure, white hydrangea, ferns and grasses.

WHY IT SUITS

Green all year, with flower and movement layered in season by season.



04 GARDEN LIGHTING

Recessed step and wall lights with discreet, warm uplighting.

WHY IT SUITS

Keeps steps easy to read after dark and gives the garden depth at night.



05 OUTDOOR LIVING

Dark stone-topped table, charcoal seating and weathered steel.

WHY IT SUITS

Quiet, dark pieces let stone and planting lead; steel adds one warm accent.

TONAL PALETTE
INDICATIVE

- Pale stone
- Buff walling
- Evergreen
- Weathered steel
- Charcoal

Material directions are indicative. Products, suppliers and exact specifications are confirmed with your written quotation.

From Design Vision to *Construction Clarity.*

Your written quotation is set out like this: each element of the work described, priced and totalled, with the assumptions behind it stated plainly.

ILLUSTRATIVE SAMPLE PRICING ONLY — NOT A LIVE QUOTATION These figures show the format of a Teera quotation. They are not measured, verified or offered prices for any property.

	ELEMENT & SCOPE	BASIS	SAMPLE COST
01	**Site preparation & groundworks** Clearance of existing lawn and paving, excavation, sub-base and waste removal.	ALLOWANCE	£6,400
02	**Paving & hard landscaping** Natural stone paving, steps and gravel joints, supplied and laid.	ALLOWANCE	£14,800
03	**Raised borders & built features** Stone walling, copings and the curved terrace wall.	ALLOWANCE	£9,600
04	**Water feature** Weathered-steel bowls, pump and concealed reservoir.	PROVISIONAL SUM	£4,200
05	**Planting** Trees, shrubs, perennials and grasses, soil improvement and mulch.	ALLOWANCE	£5,900
06	**Garden lighting** Step, wall and feature lighting, cabling and controls.	PROVISIONAL SUM	£3,800
07	**Labour & installation** Site team, supervision and project coordination for the works above.	ALLOWANCE	£11,500

SAMPLE FIGURES

A live quotation replaces every allowance with measured quantities and confirmed prices for your garden.

Subtotal, excluding VAT	£56,200
VAT at 20%	£11,240
SAMPLE TOTAL, INCLUDING VAT	**£67,440**
Less £249 consultation fee, credited when you build with Teera	**–£249**

Assumptions

- Clear working access to the garden.
- Works carried out in one continuous phase.
- Existing boundaries and trees retained.

Exclusions

- Furniture, parasol and accessories shown in visualisations.
- Works to buildings, boundaries or drains.
- Statutory consents and fees, where required.

To be verified

- Measured survey of areas and levels.
- Ground conditions and drainage.
- Services and electrical supply.
- Final material and plant selections.

Your quotation is based on the completed visit, the agreed scope, verified measurements and any further technical checks. Where items need checking, it may follow your concept design rather than arrive with it.

YOUR GARDEN STARTS HERE

See Your Garden *Before We Build It.*

From the first site visit to a personalised design and a clear build proposal, Teera helps you understand what's possible before construction begins.

01

WE VISIT

A professional consultation at your property.

02

WE DESIGN

Your personalised garden concept, prepared within 24–48 hours after your completed visit.

03

WE QUOTE

A written quotation for the proposed construction works, based on the verified scope.

04

WE BUILD

Our team can bring your approved design to life.

TEERA LONDON

TEERA — KNOW BEFORE YOU BUILD.

Sample document. Project name, visualisations and prices are illustrative and do not describe a completed Teera project.



GARDEN DESIGN & BUILD CONSULTATION

£249

Your £249 consultation fee is credited towards your garden build with Teera.

- Professional on-site consultation
- Personalised garden concept design
- Recommended materials and finishes
- Written build quotation
- Digital Design & Build PDF

BOOK YOUR GARDEN CONSULTATION

teera.green

Credited against your construction contract if you proceed with Teera, subject to the published offer terms.